



EVERGLADES NATIONAL PARK

TRIP PLANNER




45+ Miles



2-3 Hours

TRIP PLANNER

- Must-See Points
- Best Hikes (Quick, Moderate)
- Itineraries (One Day, Two Days)
- Where to Stay
- Know Before You Go
- Packing List

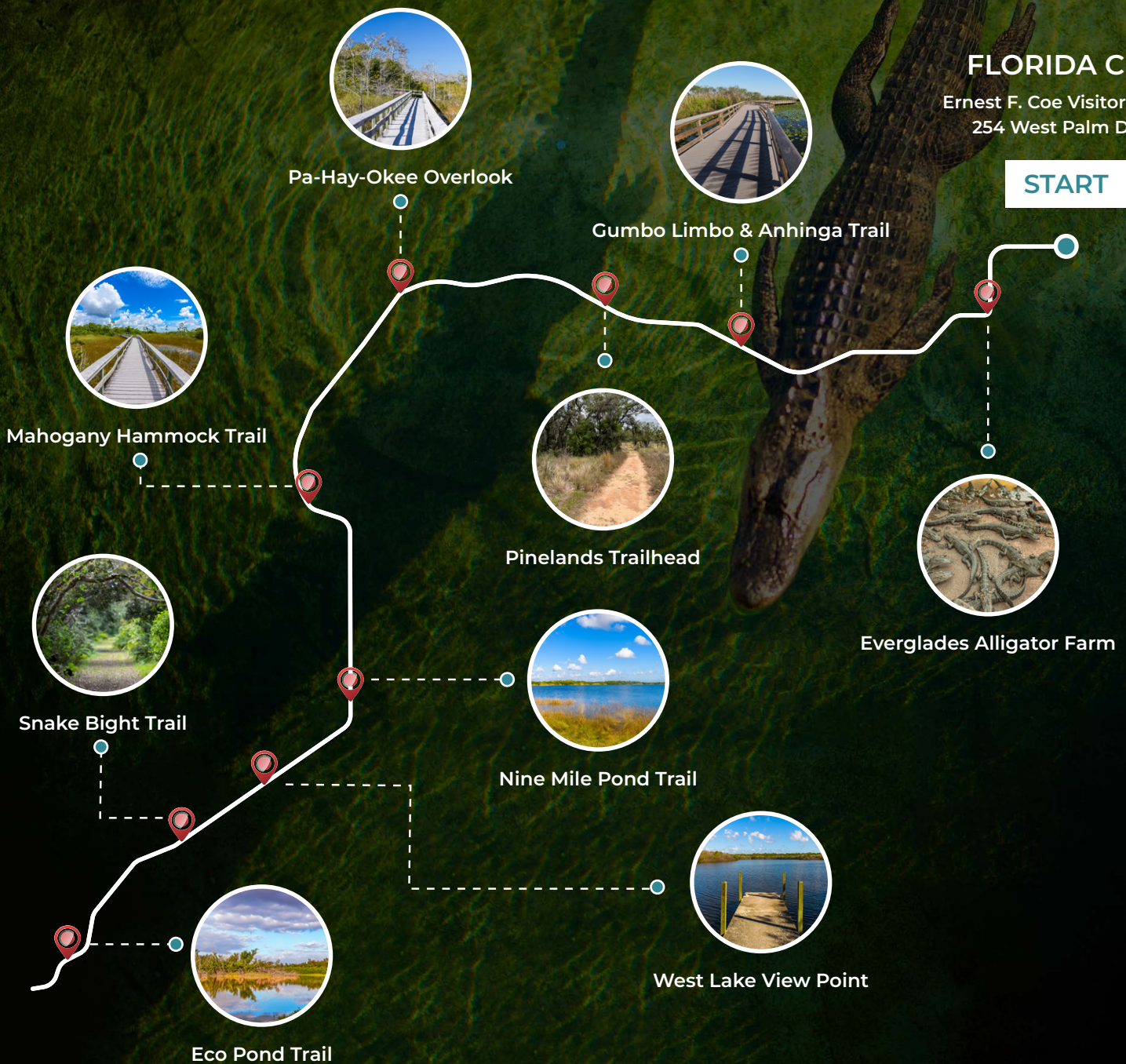


MUST-SEE ATTRACTIONS

FLORIDA CITY

Ernest F. Coe Visitor Center
254 West Palm Drive

START



BEST HIKES



ANHINGA TRAIL



Easy



0.8 Miles



15 Min



MAHOGANY
HAMMOCK TRAIL



Easy



0.4 Miles



10 Min



PA-HAY-OKEE
OVERLOOK TRAIL



Easy



0.2 Miles



5 Min



PINELANDS
TRAIL



Easy



0.4 Miles



10 Min



WEST LAKE
TRAIL



Easy



0.4 Miles



10 Min



SNAKE BIGHT
TRAIL



Moderate



3.6 Miles



1 Hour

ITINERARIES



- You can enjoy the park at your own pace with the self-guided audio tour from Action Tour Guide.
- This flexible tour can be completed in one day or spread over multiple days. Since it is valid for one year and offers unlimited usage, you don't have to worry about seeing everything in one visit.


ONE DAY ITINERARY

- Start your day early by entering the park through one of the main entrances. Make sure to download the Action Tour Guide app and tour beforehand, since there is limited signal within the park.
- Stop at the Must-See points highlighted on the tour (marked in the tour as "Must-See"):
 - Everglades Alligator Farm
 - Pa-Hay-Okee Overlook
 - Gumbo Limbo & Anhinga Trail
 - Mahogany Hammock Trail
 - Eco Pond Trail
 - Pinelands Trailhead
 - Nine Mile Pond Trail
 - West Lake View Point
 - Snake Bight Trail
- Experience some of the hikes (See Hikes section and Carry Insect repeller).
- Enjoy a packed lunch at one of the designated picnic areas within the park, such as the Long Pine Key Picnic Area or the Flamingo Picnic Area.
- End your day by watching the sunset from a scenic viewpoint, such as the Flamingo Marina or the Pa-Hay-Okee Lookout Tower, to experience the Everglades' serene beauty as the sun sets over the unique landscape.

TWO DAY ITINERARY

- **Day 1:** Follow the one-day itinerary mentioned above for Everglades National Park, including exploring must-see points like Anhinga Trail, Gumbo Limbo Trail, Mahogany Hammock Trail, and Pa-Hay-Okee Overlook Trail.
- **Day 1 Night:** Return to the park for stargazing to enjoy the dark skies and marvel at the stars above in these remote wilderness areas at one of the spots within Everglades National Park.
 - Flamingo Visitor Center
 - Long Pine Key Campground
 - Mahogany Hammock Trail
 - Pa-Hay-Okee Overlook
- If you're visiting Big Cypress National Preserve, make sure not to miss the opportunity to explore its stunning natural landscapes and diverse wildlife. Enhance your adventure with our self-guided tour available at www.ActionTourGuide.com. Don't forget your camera – there's plenty of wildlife and scenic vistas to capture along the way!
- **Day 2:** Begin your day with a visit to nearby Big Cypress National Preserve, which offers stunning landscapes and diverse ecosystems to explore. Explore the self-guided tour available on the Action Tour Guide app for Big Cypress National Preserve, downloaded beforehand for offline use.
- Once in the park, aim to visit must-see points like:
 - Loop Road
 - Big Cypress Bend Boardwalk
 - The “Smallest Post Office” in North America
 - H.P. Williams Roadside Park
 - Kirby Storter Roadside Park
- Experience some of the hikes and enjoy a packed lunch at one of the designated picnic areas within Big Cypress National Preserve, such as Kirby Storter Roadside Park.
- End your day by watching the sunset from a scenic viewpoint within Big Cypress National Preserve to witness the stunning beauty of the preserve as the sun sets.

WHERE TO STAY



FLORIDA CITY:

Situated close to the park's entrances, Florida City provides easy access to Everglades National Park with a range of lodging choices such as hotels and motels.

HOMESTEAD:

Conveniently located near Ernest F. Coe Visitor Center, Homestead offers a variety of accommodation options including hotels, motels, and vacation rentals.

KNOW BEFORE YOU GO



ENTRANCE FEES : Requires a park pass, which is not included in the self-guided tour. [Review pass options.](#)



RESERVATION : Certain activities such as backcountry camping and guided tours may require permits. [Reserve here before your trip.](#)



OPERATING HOURS : Open 24 Hours, Year-Round but prone to closures during the rainy season due to frequent and severe storms, including summer thunderstorms and hurricanes. [Learn more before you go.](#)




ROAD CLOSURES : Unexpected weather or construction incidents can affect roads. While the tour is updated frequently to include detours, it cannot reflect up-to-the-minute updates. [Check before you leave.](#)



PARK RULES AND SAFETY : Stay on designated trails, camp in designated areas, and respect wildlife and natural resources by following the [Camping Rules and Regulations](#). Follow all NPS [Laws and Policies](#). Be familiar with the park's [Safety Guidelines](#).

PACKING LIST



Phone Holder



Portable Charger



Snacks



Water



Gas



Hiking Boots



First Aid Kit



Snake Bite Kit



Binoculars



Insect Repellent



Protective clothing