




REDWOOD NATIONAL PARK

TRIP PLANNER




85 Miles



3-4 Hours

TRIP PLANNER

- Where to Enter
- Must-See Points
- Best Hikes (Quick, Moderate, Long)
- Itineraries (One Day)
- Where to Stay
- Know Before You Go
- Packing List



WHERE TO ENTER

NORTH ENTRANCE
(SMITH RIVER)

START



**ALTERNATE
NORTH ENTRANCE**
(GASQUET)

START



SOUTH ENTRANCE
(WESTHAVEN-MOONSTONE)

START

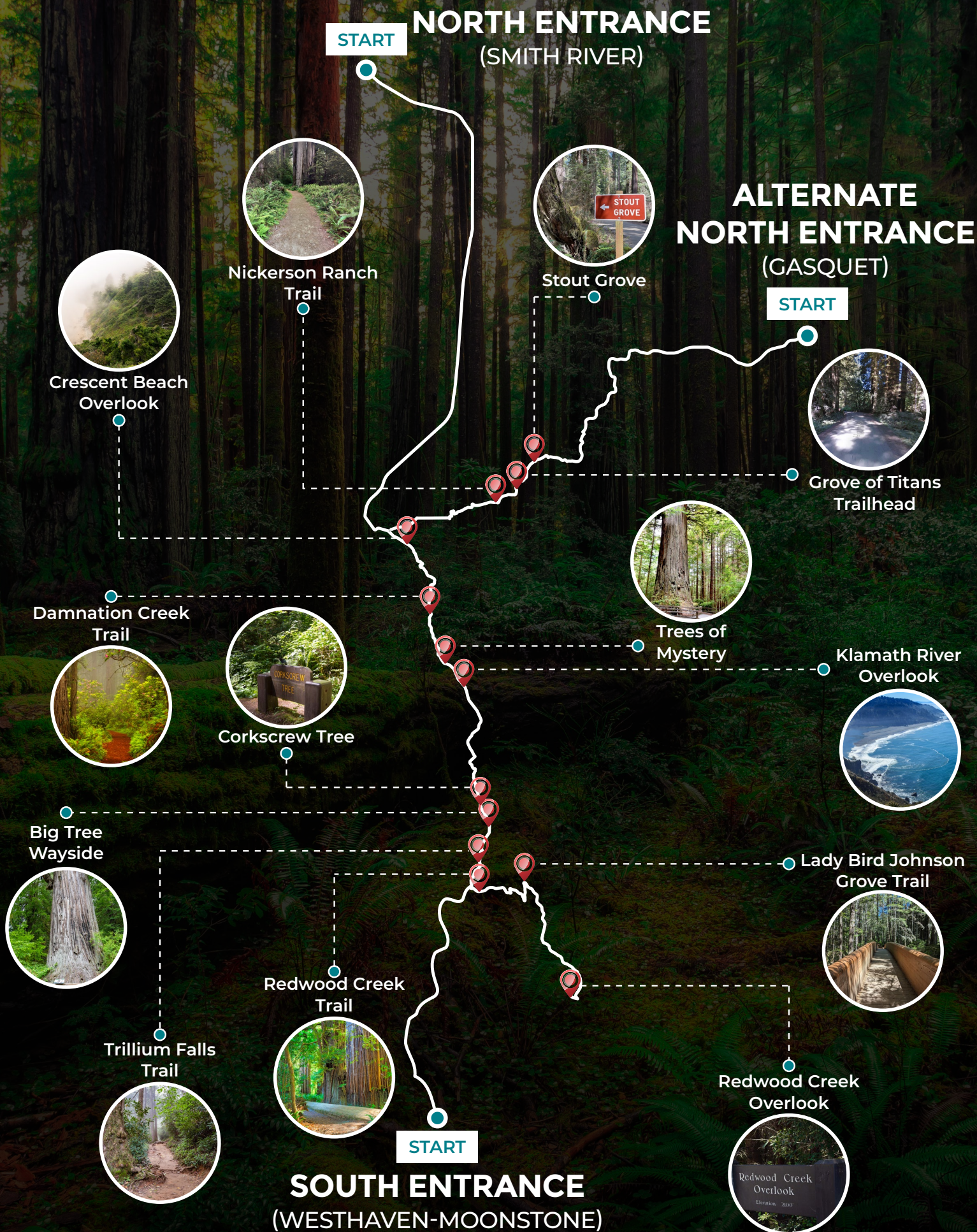


Your self-guided tour supports both the entrances!

Don't worry — Both the versions have the same stories, just tailored to each entrance. One is not better than the other!

Be sure to have the latest tour version downloaded ahead of time because there's no signal once in the park.

MUST-SEE POINTS



BEST HIKES



LADY BIRD
JOHNSON
GROVE TRAIL




Easy



1.4 Miles



30 Mins



GROVE OF
TITANS TRAIL



Easy



1.6 Miles



40 Mins



TRILLIUM
FALLS TRAIL



Easy



2.6 Miles



1-2 Hours



BOY SCOUT
TREE TRAIL




Moderate



5.2 Miles



2-3 Hours



REDWOOD
CREEK TRAIL



Moderate



15 Miles



5-6 Hours



DAMNATION
CREEK TRAIL



Hard



4 Miles



2-3 Hours

ITINERARIES

You can enjoy the park at your own pace with the self-guided audio tour from Action Tour Guide.

This flexible tour can be completed in one day or spread over multiple days. Since it is valid for one year and offers unlimited usage, you don't have to worry about seeing everything in one visit.

ONE-DAY ITINERARY:

- Start your day by entering Redwood National Park through either the south or north entrance. Make sure the app and tour are downloaded before you leave your accommodation, as there may be limited signal within the park.
- Drive along the park and stop at the Must-See points. (marked in the tour as "Must-See"):
 - Redwood Creek Trail
 - Lady Bird Johnson Grove Trail
 - Redwood Creek Overlook
 - Trillium Falls Trail
 - Big Tree Wayside
 - Corkscrew Tree
 - Klamath River Overlook
 - Trees of Mystery
 - Damnation Creek Trail
 - Crescent Beach Overlook
 - Nickerson Ranch Trail
 - Grove of Titans Trailhead
 - Stout Grove
- Plan a few hikes during the day, depending on your time and interest. (See Hikes section).
- Enjoy a picnic lunch at one of the designated picnic areas, such as near Big Tree Wayside or Crescent Beach Overlook. It's a great spot to relax and take in the stunning surroundings.
- As you head towards the exit, wrap up your day at Redwood Creek Overlook or Crescent Beach Overlook to catch the sunset. For more stunning landscapes, explore our [California Bundle](#). Discover more at [ActionTourGuide.com](https://www.actiontourguide.com).

WHERE TO STAY



ARCATA

Located near the south entrance of Redwood National Park, Arcata offers a variety of accommodations, dining options, and attractions like the Humboldt State University, making it a convenient base for exploring the park.

BROOKINGS

A coastal town near the northern entrance of Redwood National Park, Brookings offers oceanfront accommodations, dining, and outdoor activities, providing a peaceful retreat close to the park.

EUREKA

A historic city just south of Redwood National Park, Eureka features a range of hotels, restaurants, and Victorian architecture, perfect for visitors seeking a mix of history and nature.

CAVE JUNCTION

Situated north of Redwood National Park, Cave Junction offers lodging options and a peaceful, small-town atmosphere, making it a convenient place to stay while exploring the park.

KNOW BEFORE YOU GO



ENTRANCE FEES: Redwood National Park does not require an entrance fee or pass to enter.



PERMITS & RESERVATIONS: Reservations are required for campgrounds and other activities, which is not included in the self-guided tour. [Reserve here before your trip.](#)



OPERATING HOURS: Redwood National Park is open year-round, 24 hours a day, although campgrounds operate on seasonal schedules. [Learn more before you go.](#)



ROAD CLOSURES: Unexpected weather, high winds or construction incidents can affect roads. Newton B. Drury Scenic Parkway is closed to vehicles on the first Saturday of each month from October to May for Hike and Bike Day. [Check before you leave.](#)



PARK RULES AND SAFETY: Stay on designated trails, camp in designated areas, and respect wildlife and natural resources by following the [Camping Rules and Regulations](#). Follow all [NPS Laws and Policies](#). Be familiar with the park's [Safety Guidelines](#).

PACKING LIST



Binoculars



First Aid Kit



Water



Snacks



Portable Charger



Phone Holder



Gas



Hiking Boots



Bear Spray



Hat & Glasses



Sunscreen



Extra Layers



Rain Gear



Beachwear